


Wheelock Family Theater

at Boston University's

Study guide for

Roald Dahl's *Willy Wonka*

Prepared by Marianne Adams and Alex Brodsky-Benedetti



Student Matinee Series sponsored by the
Yawkey Foundation
10:30 AM October 30th, November 1, 5, 6, 7, 13, 14
This production runs 2 hours and 15 minutes including one 15-
minute intermission.

Director: Emily Ranii---Music Director: Nathan Urdangen---Choreographer: Russell Garrett

Roald Dahl's timeless musical story of the world-famous candy man and his quest to find an heir comes to chocolate-covered life. Charlie Bucket's delicious adventures on his visit to Willy Wonka's mysterious chocolate factory light up the stage in this captivating adaptation of Roald Dahl's fantastical tale. **Recommended for ages 6+**



TABLE OF CONTENTS

3	About Wheelock Family Theatre at BU
4	About Roald Dahl
4	About the Musical and Adapters
5	Adapting a Novel for the Stage
6-8	Look Behind the Curtain 6. A Conversation with the Costume Designer. 7. Interview with the Director 8. Set Magic
9	Exploring the Performance
9-15	Curriculum Connections 9. Role on the Wall 9. Laughs and Scares 9. Looking for an Heir 10. Oompa Loompa Singing Lessons 11. Storytelling. 12. Character Line Match Game 13. Create a Candy 14. Lesson plans from the Roald Dahl Website <ul style="list-style-type: none">• Identity• Masters of Invention• Behaviors• The Dangers of Television• Rich and Poor• Rewarding the Positive
16	Other books by Roald Dahl
17	Resource List

A Note About Wheelock Family Theatre at Boston University

WFT@BU has been on the forefront of inclusion and nontraditional casting since 1981, offering enhancements for audience members with physical and developmental disabilities and fulfilling our mission to have every child (and grown up) see themselves on stage. This production of *Roald Dahl's Willy Wonka* is no exception.

Casting. This production continues WFT's long tradition of multicultural and intergenerational casting, featuring actors in lead roles from a variety of racial and ethnic backgrounds and of all ages.

Access for All.

- You will notice rectangular screens on either side of the stage- that is our open captioning system. All the words the actors say are put up on the screens so that audience members who are Deaf or hard of hearing can enjoy the performance.
- Our entire theatre facility is fully wheelchair accessible.
- Braille and large format programs are available upon request.
- Sound enhancement devices are available upon request.
- **This production of *Roald Dahl's Willy Wonka* will be interpreted in American Sign Language and Audio Described on Sunday, November 10 at 2pm & Saturday, November 16 at 7:30pm.**



About Author Roald Dahl (<https://www.roalddahl.com/roald-dahl/about>)


Roald Dahl was a spy, an ace fighter pilot, a chocolate historian and a medical inventor.



Born in Llandaff, Wales, on 13th September 1916 to Norwegian parents, Harald Dahl and Sofie Magdalene Hesselberg, Dahl was named after Roald Amundsen, the Norwegian who had been the first man to reach the South Pole just four years earlier.

He was the author of *Charlie and the Chocolate Factory*, *Matilda*, *The BFG*, *James and the Giant Peach* and a treasury of original, evergreen, and beloved children's books. He remains for many the world's No. 1 storyteller.

Did you know that Roald Dahl sat at the same chair to write his books? If you visit his museum you can sit in it too!




About the Musical and the Adaptors

Adapt: *verb* make (something) suitable for a new use or purpose; modify.

Adaptor: *noun* a person who adapts a text to make it suitable for filming, broadcasting, or the stage.

Roald Dahl's Willy Wonka is a musical that combines elements of both Roald Dahl's book *Charlie and the Chocolate Factory* and of the 1971 movie *Willy Wonka & the Chocolate Factory* with newly created material.



Who adapted the book into a musical?

After getting approval from the Dahl estate, Tim McDonald and Leslie Bricusse worked together on the play. McDonald said "Our challenge was to create a live theatrical musical event that satisfied your expectations of the book and the film – but hopefully gave you another experience also." They used music that Leslie Bricusse and his former musical collaborator Anthony Newley had created for the 1971 movie, and Bricusse also wrote new songs with a "retro-sounding" style that matched the earlier music. (Anthony Newley had died in 1999 and was not involved in the new adaptation.) They received an Academy Award nomination for Best Original Song Score for the musical.



Tim McDonald is an award winning playwright and adaptor of over 65 musicals. McDonald is also an accomplished director and a leading authority on musical theater education.




Leslie Bricusse is an English composer, lyricist, and playwright, who has worked mostly in musicals and cinema theme music


Adapting a Novel for the Stage

This play is an adaptation of a book. To adapt something means to change it so that it's suitable for a new purpose. Turning a book into a play can be very tricky: a playwright can't include everything that's in the book in the play.

- Think about all the characters in the book- will they all be on stage? How did the creative team figure out who stays and who goes?
- The original story was called *Charlie and Chocolate Factory*. Why do you think they changed it? You will be surprised to learn that Quaker Oats helped finance the film AND they were coming out with a new line of Chocolate Bars and agreed to name them Wonka Bars if the movie was called Willy Wonka and the Chocolate Factory. Roald Dahl was disappointed in this- he thought the story was about Charlie and should have his name in the title.
- Were there scenes in the book *Charlie and the Chocolate Factory* that you missed or were different in *Roald Dahl's Willy Wonka*? Why do you think that is?

Who is in and Who is out?

 **You do it!** Try dramatizing a familiar story. Discuss how you decided what to include and what to leave out.

 **You try it-** Pick a favorite story and make a list of all the characters. Who would you be able to keep? Who would have to go? Why?



LOOK BEHIND THE CURTAIN

A Conversation with Costume Designer, Chelsea Kerl



What is this show about to you? What does it mean to you?

The show is about the **value of family and integrity** above all else. Outside of Charlie and the Bucket family, all of the other kids seem to have all of their **selfish demands** met with **instant gratification**, and yet they're **still not happy**. Charlie, on the other hand, has essentially nothing material, but **he has the immense love of his family**. Not even Willy Wonka has that! And even though **Charlie makes mistakes, like all people do, he owns up to them**, and for that he is rewarded. He's not perfect, but he tries his best, and he ends up on top. That's a great message- I think we could all use some reinforcement of the value of **family and integrity** these days, and to see that it's okay to make mistakes **as long as we do our best to correct them**.

Do you have a source of excitement entering the show? Do you foresee any challenges?

I'm always excited to do such fun shows with **crazy characters** and an **element of the fantastical!** I think the costumes are going to be really exciting on this one- just wait until there are ten Oompa Loompas singing and dancing on stage! But of course, there are always challenges. There are actors who are playing multiple characters, so they have to change costumes really quickly (almost magically). We'll have to make sure that's possible, and help them practice a lot!

Why is this show still relevant after all these years?

The show is still relevant because the message is so **closely connected to what it means to be human**. No matter the time period, **family and honesty always matter**.

What is your inspiration?

Oddly enough for a family show, a starting point of the costume design was actually the **seven deadly sins**. We realized that **each child exhibits the bad behavior** associated with various sins: envy, pride, greed, wrath, and gluttony. After doing some research, I discovered that traditionally each sin is associated with a color, so we assigned the kids a color based on their sin. In doing that, the show became really bright and vibrant and graphic, so we decided to really lean in to that, since it suited the exaggerated characters in the show. It's going to be really bright up on stage!



How will this production be different from others? Then the book? Then the movie?

I think this production will definitely be different from the two movies because we're embracing theatre magic (the best kind of magic!). I'm sure there will be some really **fun staging and choreography**, and I know the set and costumes will be using some theatrical tricks. **The story has heart, and nothing beats seeing that live and in person!** But if you're a fan of the book or the movie, it will still have all of the pieces you love, just seen in a new way.

An Interview with Director Emily Ranii

What do you want audiences to take away from this play?

At the great gooey center of this chocolatey confection is the most important message of all: "Be Kind." Together we can make a kinder, better, world- Wonka knows this and sets out to test the children by putting temptations in front of them- he is looking for one genuine, honest child. And that is Charlie. The message of the play is that we can all be Charlies through generosity and kindness.

Who are the Oompa Loompas? In the original edition of the book they were tribesman from Africa, then they changed to a made-up race of people who Wonka saved while on a journey. Who are they in this show?

The Oompa Loompas are the engine of the chocolate factory. Willy Wonka may have the big idea for his next invention, but he needs the Oompa Loompas' expertise in engineering, food science, nutrition and more to help him figure out how to transform his idea into a reality. The Oompa Loompas come from a made-up place where they were persecuted for being who they are, Wonka even refers to the Oompa Loompas as "refugees." Together, Wonka and the Oompa Loompas create a whole new world of pure imagination, a place where Wonka's ideas are safe from spies and thieves and the Oompa Loompas are free to be their true selves

Intermission: Did You Know.....

In the original 1964 edition of the book the Oompa Loompas were workers from an African tribe. Dahl faced criticism for the racist way they were depicted in the book. In 1973, when *Charlie and the Great Glass Elevator* came out he changed them to be a made-up race of people who Wonka saved while on a journey. Here is what he said about it.

"I created a group of little fantasy creatures.... I saw them as charming creatures, whereas the white kids in the books were... most unpleasant. It didn't occur to me that my depiction of the Oompa-Loompas was racist, but it did occur to the NAACP and others.... After listening to the criticisms, I found myself sympathizing with them, which is why I revised the book."

(<https://groovyhistory.com/oompa-loompas-the-original-ones>)

How are the Seven Deadly Sins part of the design concept for the show?

Chelsea Kerl, our costume designer, brought this idea to the table early on-and it really fits. Each child has a different personality challenge to overcome and they match nicely with the seven deadly sins. For all except for Charlie, this flaw becomes their downfall at the chocolate factory. Augustus can never get enough (gluttony), Veruca selfishly wants everything for herself (greed), Violet is so sure she is the best at something that she doesn't use common sense (pride), and Mike is furious that life isn't anything like on TV (wrath). Of course, Charlie also has his own faults, but his longing for a richer life (envy) doesn't make him lose his head. His kindness, honesty, and love of family help him survive each of Wonka's temptation rooms. A different color is traditionally associated with each of the seven deadly sins and we used these colors in the costume design and in the scenic elements. It will be interesting to see how this interpretation helps the audience understand the characters.

The other challenging, but fun thing was how to make the set that holds all the places- real and imaginary, in the story. Jimmy Rotondo, our set designer did an amazing job.



Director Emily Ranni and Ricky Holguin-AKA Willy Wonka

The set has to hold our idea of pure imagination

[Here is a cool video](#) of the model for the set design being put together. “To a child, a cardboard box can be a rocket ship to the moon, or even a great glass elevator with the tiniest dose of ‘pure imagination’” says, scenic designer, Jimmy Rotondo.



EXPLORING THE PERFORMANCE.

About the Overall Experience

- Have you ever seen a live stage show before?
- How was that experience like the one you had at WFT@BU?
- How was it different?
- What part of the show was the funniest? The most surprising?
- How did having a live audience add energy to the performance? Did you feel you were part of the experience of the performance?
- If you could be in the show, which role would you like to play?

What Did You See and Hear?? A Play is More Than Just Words!

- What did each character’s costume tell you about them?
- How was music used in the play? Describe it, and the different sound effects that you heard. How did they help to tell the story?
- How did the color and design of each character’s costume reflect their personality? (Hint: See interview with Costume Designer Chelsea Kerl)

Themes in *Willy Wonka*

- Imagination
- Greed
- Telling the truth
- Thinking positive
- Family values



Finding Evidence in the Play

After the performance break the class into small groups. Assign each group a theme and have them make a list of moments in the play where the theme was explored. Have groups report out their evidence.



Questions to Consider

- Try recalling all the different rooms the children and Mr. Wonka visited in their tour through the factory. If you could create a new room in Wonka's factory, what would it be and what sorts of candies would it make?
- What are the different moral lessons Wonka and the Oompa-Loompas try teaching Augustus Gloop, Violet Beauregarde, Veruca Salt and Mike Teavee?
- Do you think Augustus, Violet, Veruca and Mike all deserved the treatment they received for their greedy actions? Why or why not? How do you think these characters changed after their trip to the Chocolate Factory?
- Willy Wonka chose to give Charlie his entire factory at the end of the tour. What qualities does Charlie have that make Wonka trust him to take over the factory?
- Charlie wants to find a Golden Ticket more than anything. When he finally unwraps a Golden Ticket inside his chocolate bar, he feels his greatest dream has come true! If you could unwrap a Golden Ticket, what would be your "dream come true", and why?
- Some of the children who enter Wonka's factory are greedy and demanding. There are negative consequences to their behavior. How can we act with kindness and good manners at home, at school, and when in a new situation?



Curriculum Activities



Activity--- Role on the Wall

Draw an outline of a head and torso on a piece of plain white paper. On the outside of the outline write words or phrases that describe one of the characters. On the inside write how they would describe themselves. Use words that describe how they look, how they act, and what kind of personality they have.

Role on the wall is a drama strategy that is often used for exploring characters. See David Farmer's Drama Resource for more ideas on how to use this activity. <https://dramaresource.com/role-on-the-wall/>

Looking for an Heir


In the musical, Wonka is looking for an heir, someone to take over the chocolate factory and carry on his work. Think of something important that you do and take pride in. If you needed to find someone to take your place, how might you go about it? What qualities would you want that person to have? Why? Discuss or write your ideas. After the performance, discuss the qualities that Wonka sought for his replacement.



Laughs and Scares

The musical Roald Dahl's Willy Wonka includes funny scenes and some scary moments. Before the performance, think about these questions:

- Charlie's grandparents do not hear very well. How might their conversations be funny?
- The children take a boat ride through a dark and mysterious tunnel. How might this be scary? Funny?
- When the children break the rules, they face consequences. How might these be scary? Funny?

 After the performance, recall and improvise some situations from the musical that were both funny and scary.



Oompa Loompa Singing Lessons

The factory workers, the Oompa Loompas, teach a lesson to each of the five young visitors through the song, "Oompa-Loompa-Doompa-De-Do." Here is the last verse that is repeated each time. The second line (the lesson) changes for each child:

"Oompa Loompa doom pa dee dah
If you're not greedy, you will go far!
You will live in happiness, too!
Like the Oompa-Loompa, doom pa dee do."

Here are the different second lines that you will hear (Note that one lesson is given twice). Before the performance, guess which child (Charlie, Augustus, Veruca, Violet, or Mike) the Oompa Loompas are singing about:

1. If you're not greedy, you will go far! _____
2. Given good manners, you will go far! _____
3. If you're not spoiled, you will go far! _____
4. If you're not greedy, you will go far! _____
5. If you are honest, you will go far! _____

- During the performance, watch and listen to see whether your guesses were right.
- After the performance, write a new second line about a lesson you need to remember. Try singing the verse with your words included

<http://www.umass.edu/fac/media/WonkaStudyGuide.pdf>



Activity—Storytelling.

Charlie lives with lots of members of his family in one house. He gets to hear about what it was like when his grandparents were growing up, and his dad tells him stories from work, and he tells his mother what his day was like. At the end of the play *Willy Wonka* is part of his family too. Who do you live with? Who do you consider family?

Find someone you know and like, they can be in your family or a neighbor or a teacher or a friend. Ask them some questions that get them to tell you stories about their lives. Then *you* tell it AS IF you were them. Think about what gestures they used, how their voice sounded, and what parts of the story you will keep. Use details to set the scene and the characters, build to your climax, and wrap it up.

Here are some questions you might ask:

- When and where were you born? Did your parents tell you anything about the day you were born?
- Describe your childhood house/ apartment/ neighborhood?
- What were you like as a child? What did you like to eat? Your favorite food?
- What did you do for fun? What were your favorite toys or games?
- What frightened you as a child?
- Did you ever have a secret place or a favorite hiding spot?
- What responsibilities did you have at home when you were young?
- Did you get an allowance? How much? Did you spend it right away, or save it? What did you buy?
- What was the best gift you remember receiving as a child?
- What music did you listen to? Did you ever go to a memorable concert/musical/performance?
- What do you think are your best qualities? Your worst?
- What's the best compliment you ever received?
- What's the one thing you've always wanted but still don't have?
- If you could go back to any age, would you? If so, which age would it be and why?
- What's your most cherished family tradition? Why is it important?
- What Hollywood star should portray you on the big screen?
- What was 6th grade like for you? Who was your teacher? Who was your best friend?
- Do you speak multiple languages? If yes, which language do you dream in?
- If you Google your name what 3 words will you find?
- Why did your parents give you your name?
- What really gives you the creeps?

For more storytelling ideas go here: <https://www.mensaforkids.org/teach/lesson-plans/the-art-of-storytelling/>

Character Line Match game

Who sings these lines from the musical?

Draw a line to match up the character with their song lyrics.

(Answers on page 17)

List of Main Characters

Song Lyrics

The Oompa Loompas

Whenever my luck is on the blink, I think positive! Whenever I'm feeling down and out. And don't know what to do, I never give way to fear and doubt cause thinking positive sees me through!"

Veruca Salt

"Some kids like electric trains. And some kids like to use their brains to earn a university degree! I don't share their thirst for knowledge I don't see a need to go to college. Me, I see it all on TV!"

Willy Wonka

"I only have one dream in life—There's very little to it! To own one stick of lifelong gum—And all life long, to chew it!"

Violet Beauregarde

"There is a problem with lots of our youth! Not everybody likes telling the truth! Telling the truth starts a beautiful buzz—Isn't it nice when someone does?"

Charlie Bucket


"I want the works—I want the whole works! Presents and prizes and sweets and surprises. Of all shapes and sizes and now! Don't care how! I want it now!"

Mike Teavee

"You will find in your mind There's a world of endless fascination! No more fun place to be Than in your imagination!"

Create a Candy

Willy Wonka is a master at coming up with new candy treats that taste delicious and are exciting to eat! What are some of your favorite candy treats? Think about the way these candies taste, look, how they are packaged, and how you eat them. What makes these candies your favorite? Use the guide below to create your very own new candy creation!



What are three words to describe how your new candy creation tastes?

1. _____
2. _____
3. _____

- What does this candy look like?
- What shape is it?
- What color is it?
- What is the candy's texture (is it crunchy, soft, chewy, etc.)?
- What makes this candy special and unlike any other candy currently on the market?
- The name of this new candy creation is:

In the space below, draw a picture of your new candy creation!

These lessons were created by the Roald Dahl creative team- they consider the story and its themes.

LESSON PLANS FROM THE ROALD DAHL WEBSITE

<https://www.roalddahl.com/create-and-learn/teach/teach-the-stories/charlie-and-the-chocolate-factory-lessons>

Lesson One: Identity

https://www.roalddahl.com/docs/Charlie_LessonPlan1_1559061848.pdf

OBJECTIVES: • Understanding how names can shape identity • Building a picture of a character using descriptive language

Lesson Two: Masters of Invention

https://www.roalddahl.com/docs/Charlie_LessonPlan2_1559061872.pdf

OBJECTIVES: • Using descriptive and persuasive language • Expressing views and listening to others

Lesson Three: Behaviors

https://www.roalddahl.com/docs/Charlie_LessonPlan3_1559061894.pdf

OBJECTIVES: • Identifying 'good' and 'poor' behaviors • Beginning to identify strategies to manage challenging behaviors • Finding evidence in the text to support answers

Lesson Four: The dangers of television

https://www.roalddahl.com/docs/Charlie_LessonPlan4_1559061929.pdf

OBJECTIVES: • Expressing opinions • Considering both sides of an argument and respecting the opinions of others • Finding evidence in the text to support answers -Debate

Lesson Five: Rich and poor

https://www.roalddahl.com/docs/Charlie_LessonPlan5_1559061954.pdf

OBJECTIVES: • Drawing inference from the text and to justifying this with evidence • Writing from a different perspective • Empathizing with others

Lesson Six: Rewarding positive behavior

https://www.roalddahl.com/docs/Charlie_LessonPlan6_1559061971.pdf

OBJECTIVES: • Considering the impact of positive behavior • Editing and improving work by using synonyms and wow words • Writing a newspaper article, including the features of the genre

Books by Roald Dahl

For older students (Grades 3-6)

The BFG

Boy: Tales of Childhood

Charlie & the Chocolate Factory

Charlie & the Great Glass Elevator

Danny the Champion of the World

George's Marvelous Medicine

Going Solo

Roald Dahl's Revolting Rhymes

Matilda

The Twits

The Witches

The Wonderful Story of Henry Sugar
and Six More

For younger students (Grades 1-4)

Dirty Beasts

The Enormous Crocodile

Esio Trot





Fantastic Mr. Fox

The Giraffe and the Pelly and Me

The Magic Finger

The Minpins

The Vicar of Nibbleswicke



Resources

Roald Dahl: The Official Website (additional information on Roald Dahl and his books, as well as online games) <http://www.roalddahl.com/>

Some activities were taken from or adapted from the following –

[https://en.wikipedia.org/wiki/Roald_Dahl%27s_Willy_Wonka_\(musical\)](https://en.wikipedia.org/wiki/Roald_Dahl%27s_Willy_Wonka_(musical))

<http://www.umass.edu/fac/media/WonkaStudyGuide.pdf>

https://siteassets.pagecloud.com/csa-marion/downloads/Willy_Wonka_Educators_Guide-ID-7ed8badb-f6ad-47ba-c0f4-6ef07c041de5.pdf

<http://www.umass.edu/fac/media/WonkaStudyGuide.pdf>

<https://studylib.net/doc/8716651/willy-wonka-study-guide---birmingham-children-s-theatre>

<https://csa-marion.com/programming>