

Types of Numbers

Cardinal Numbers

These are numbers that are used to count. They answer the question "How many?"

Ones

0	zero
1	one
2	two
3	three
4	four
5	five
6	six
7	seven
8	eight
9	nine

Tens

10	ten
11	eleven
12	twelve
13	thirteen
14	fourteen
15	fifteen
16	sixteen
17	seventeen
18	eighteen
19	nineteen

20	twenty
21	twenty-one
22	twenty-two
23	twenty-three
24	twenty-four
25	twenty-five
26	twenty-six
27	twenty-seven
28	twenty-eight
29	twenty-nine

30	thirty
40	forty
50	fifty
60	sixty
70	seventy
80	eighty
90	ninety

Hundreds & Thousands

100	one hundred / a hundred
101	one hundred (and) one
199	one hundred (and) ninety-nine
200	two hundred

1,000	one thousand
2,025	two thousand (and) twenty-five
100,000	one hundred thousand
999,999	nine hundred (and) ninety-nine thousand, nine hundred (and) ninety-nine

Millions +

1,000,000	one million
2,000,000	two million





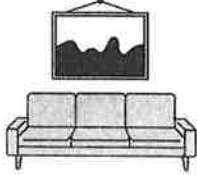
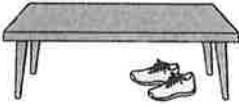
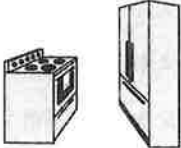



1,000,000,000	one billion
1,000,000,000,000	one trillion

Grammar Notes

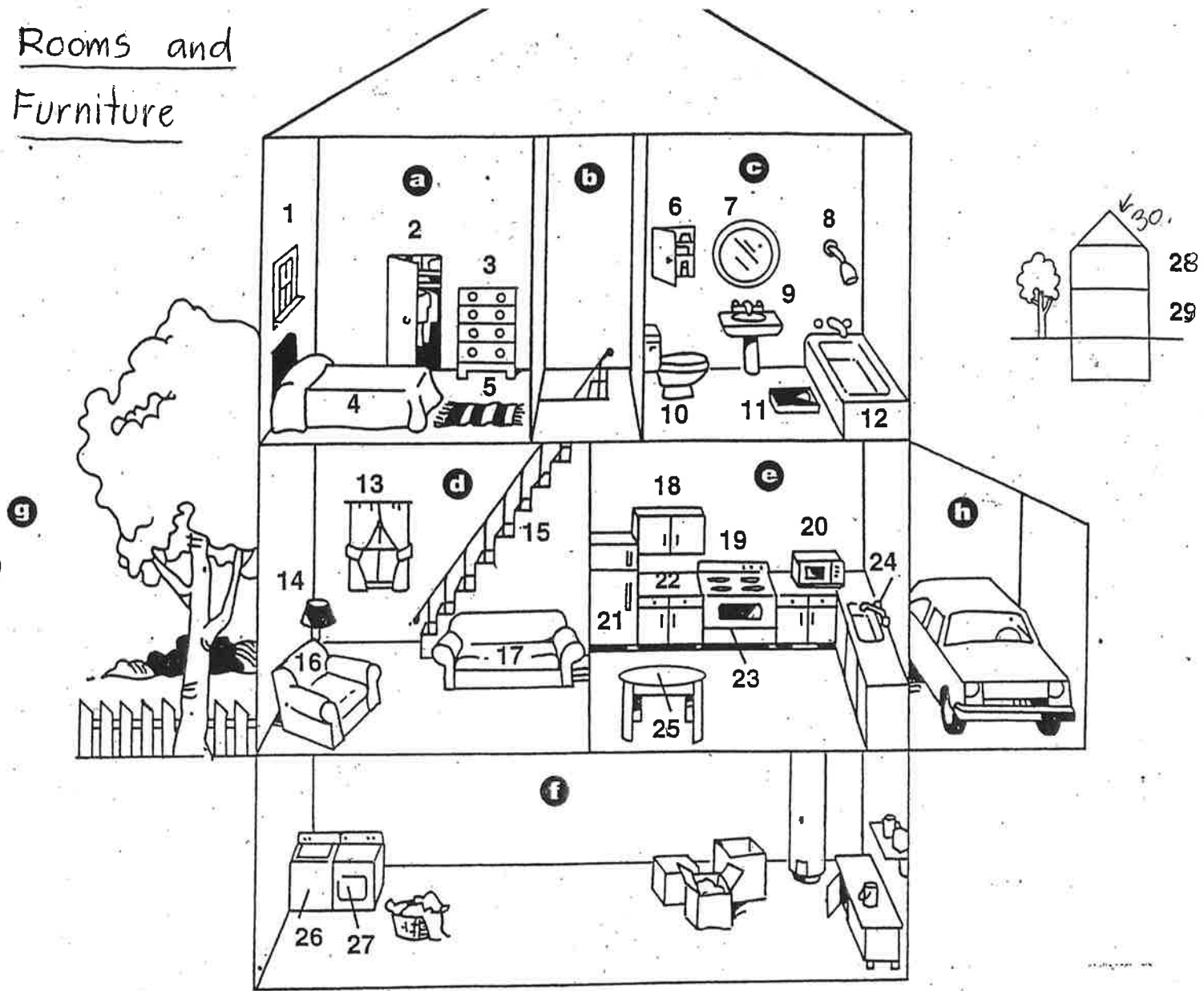
INTRODUCTION TO PREPOSITIONS

Prepositions are short words that show *time, place, direction, etc.*
Some examples of prepositions are *at, on, in, of, to, and from.*
In this lesson, we will study prepositions of place.

A. Common Prepositions of Place

 <p>in The fruit is in the bowl.</p>	 <p>on The owl is on the branch.</p>
 <p>next to / beside The movie tickets are next to the popcorn.</p>	 <p>near The pencil is near the eraser.</p>
 <p>above The painting is above the sofa.</p>	 <p>under The shoes are under the table.</p>
 <p>across from The fridge is across from the stove.</p>	 <p>between The apple is between the strawberry and the banana.</p>
 <p>in front of The girl is in front of the boy.</p>	 <p>behind The teacher is behind the desk.</p>

Rooms and Furniture



- a. bedroom
- b. hallway
- c. bathroom
- d. living room
- e. kitchen
- f. basement
- g. yard
- h. garage

- | | | |
|---------------------|------------------|------------------|
| 1. window | 11. scale | 21. refrigerator |
| 2. closet | 12. bathtub | 22. counter |
| 3. dresser | 13. curtains | 23. oven |
| 4. bed | 14. lamp | 24. faucet |
| 5. rug | 15. stairs | 25. table |
| 6. medicine cabinet | 16. armchair | 26. washer |
| 7. mirror | 17. sofa / couch | 27. dryer |
| 8. shower | 18. cabinet | 28. upstairs |
| 9. sink | 19. stove | 29. downstairs |
| 10. toilet | 20. microwave | 30. roof |


Exercise 3

IN THE LIVING ROOM

Choose the preposition from the box that matches each picture. Use each preposition only once.

Prepositions

- in
- on
- next to
- above
- ~~under~~
- between
- in front of
- behind



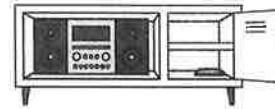
1. There is a cat under the coffee table.



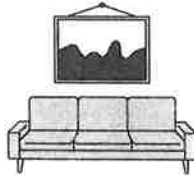
5. There is a dog _____ the sofa.



2. There is a couch _____ the recliner.



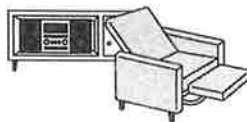
6. There is a remote control _____ the stereo cabinet.



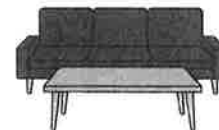
3. There is a painting _____ the sofa.



7. There is an end table _____ the sofa and the recliner.

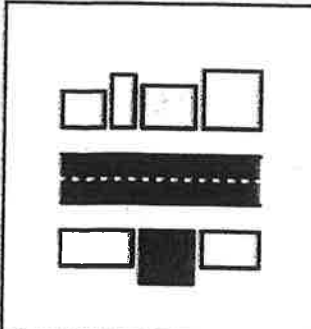


4. There is a stereo _____ the recliner.

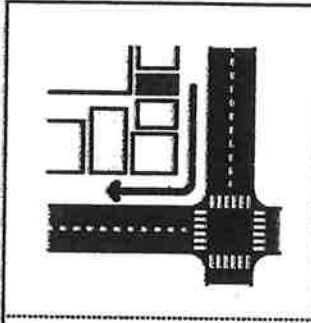


8. There is a coffee table _____ the sofa.

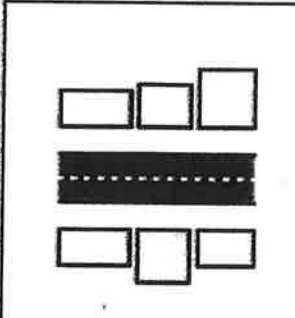
Picture Dictionary



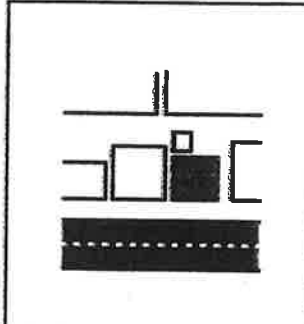
across from



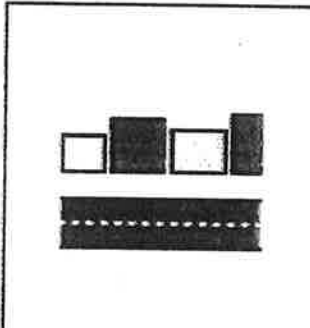
**around
the corner from**




at 123 Main Street



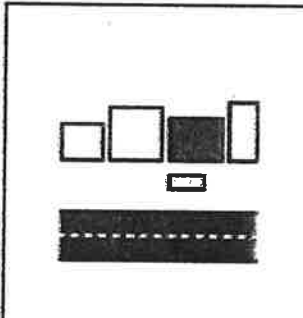
behind



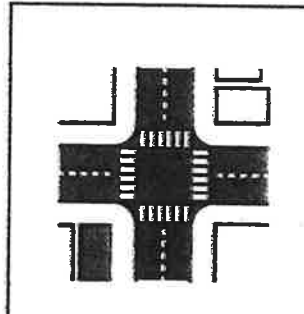
between



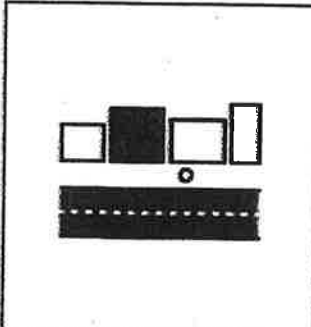
far from



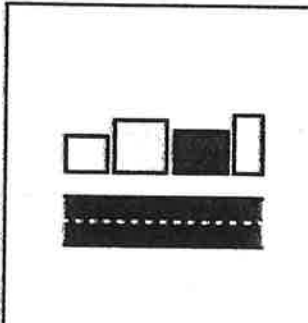
in front of



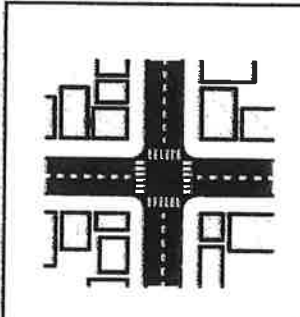
kitty-corner to



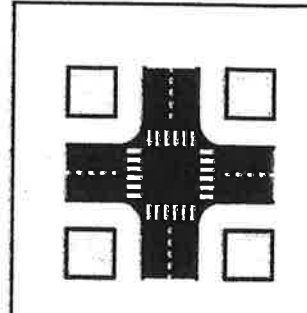
near



next to / beside



on Main Street



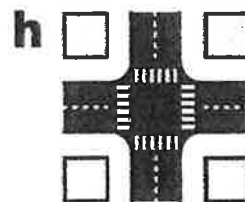
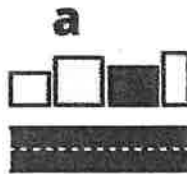
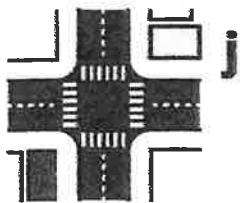
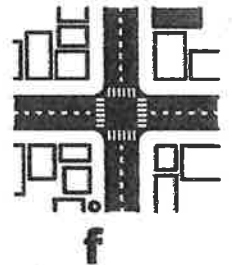
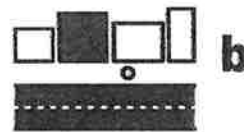
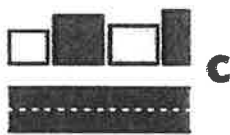
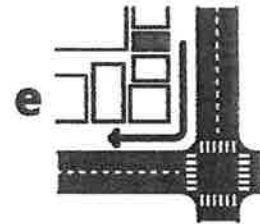
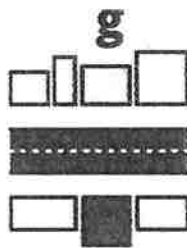
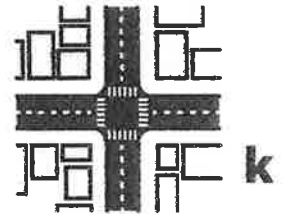
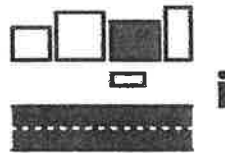
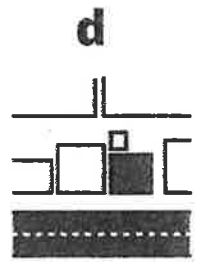
on the corner of

Exercise 1

MATCHUP

Match the prepositions with the matching pictures.

- i Ex. in front of
- 1. between
- 2. around the corner from
- 3. far from
- 4. on the corner of
- 5. kitty-corner to
- 6. behind
- 7. across from
- 8. next to
- 9. near
- 10. on Main Street



REGULAR PLURAL NOUNS

1. Most nouns → + s

bananas → bananas / dog → dogs / flower → flowers

2. Nouns ending in -cy → **bye bye, y! + ies**

candy → candies / puppy → puppies / butterfly → butterflies

3. Nouns ending in -s, -ch, -sh, -x, -z, -o → + es

lunch → lunches / box → boxes / dish → dishes
potato → potatoes / class → classes

4. Nouns ending in -f → **bye bye, f! + ves**

leaf → leaves / shelf → shelves / scarf → scarves

COMMON IRREGULAR PLURAL WORDS

tooth → teeth

foot → feet

goose → geese

man → men

woman → women

child → children


person → people

mouse → mice

radio → radios

roof → roofs

Housework: Who does these household chores in your home?



A. dust the furniture

B. recycle the newspapers

C. clean the oven

D. wash the windows

E. sweep the floor

F. empty the wastebasket

G. make the bed

H. put away the toys

I. vacuum the carpet

J. mop the floor

K. polish the furniture

L. scrub the floor

M. wash the dishes

N. dry the dishes

O. wipe the counter

P. change the sheets


Q. take out the garbage

Present Tense—Spelling

Reminder
C = Consonant
 (b, c, d, f, g, h, l, j, k, l, m, n, p, q, r, s, t, v, w, x, y, z)
Y = Vowel
 (a, e, i, o, u)

Use the base form of the verb with *I, you, we, and they*.
 With *he, she, or it*, use these rules:

1. Add *s* to most verbs.
 work-works make-makes play-plays
2. Add *es* to verbs that end in *ch, sh, s*, or *x*, or *z* or *o*
 watch-watches brush-brushes miss-misses fix-fixes
3. When a verb ends in a consonant (C) + *y*, drop the *y* and add *ies*.
 try-tries carry-carries
 Be careful: When a verb ends in a vowel (V) + *y*, just add *s*.
 play-plays
4. Special Spelling: go-goes do-does



B Write the he/she form of the verb on the lines.

He/She . . .

1. wake up _____ wakes up _____
2. get up _____
3. get out of bed _____
4. brush her teeth _____
5. wash her face _____
6. take a shower _____
7. wash her hair _____
8. get dressed _____
9. eat breakfast _____
10. drink coffee _____
11. go to work _____
12. take the train _____
13. miss the bus _____
14. stay home _____
15. walk the dog _____
16. make dinner _____
17. study English _____
18. fix computers _____



get up



get dressed



take the train



miss the bus



walk the dog



fix computers

Grammar Notes cont.

D, Regular Verbs cont.

How do we spell regular past verbs? Follow these simple rules:

#	Rule	Examples
1	If a verb ends in <i>-e</i> , add <i>-d</i> .	<ul style="list-style-type: none"> like → liked arrive → arrived decide → decided
2	If a verb ends in consonant + <i>-y</i> , change <i>-y</i> to <i>-i</i> and add <i>-ed</i> .	<ul style="list-style-type: none"> carry → carried try → tried study → studied
3	If a verb ends in vowel + <i>-y</i> , add <i>-ed</i> .*	<ul style="list-style-type: none"> play → played stay → stayed enjoy → enjoyed
4	If a verb ends in a consonant-vowel-consonant (CVC) pattern, double the final consonant and add <i>-ed</i> **	<ul style="list-style-type: none"> hug → hugged plan → planned stop → stopped
5	For all other verbs, add <i>-ed</i> .	<ul style="list-style-type: none"> watch → watched ask → asked clean → cleaned

***Note:**

There are some exceptions to this rule:

- pay → paid
- lay → laid

****Note:**

For verbs with more than one syllable, this rule is only true if the stress is on the **last** syllable. Notice the difference below:

- prefer → preferred
- visit → visited

D WHAT DID YOU DO YESTERDAY?

bake
clean

cook
cry

dance
paint

rest
shave

shout
smile

study
type



1. I cooked.



2. I _____.



3. I _____.



4. I _____.



5. I _____.



6. I _____.



7. I _____.



8. I _____.



9. I _____.



10. I _____.














11. I _____.



12. I _____.

1 Picture Dictionary

Draw your own picture in the empty box.



3 Word Choice

1




spring

fall

winter

5




clouds

wind

rain

2



wind

sun

clouds

6



sun

storm

wind

3



snow

rain

hail

7

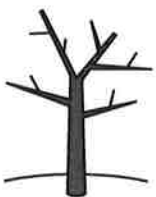


spring

fall

summer

4



rain

fall

winter

8



rain

hail

snow

1 Picture Dictionary



4:00
four o'clock



4:05
four oh five
five after four



4:10
four ten
ten after four



4:15
four fifteen
quarter after four




4:20
four twenty
twenty after four

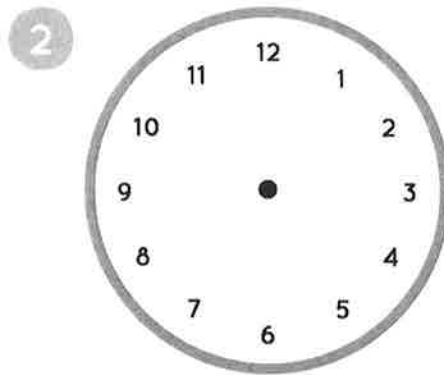


4:25
four twenty-five
twenty-five after four

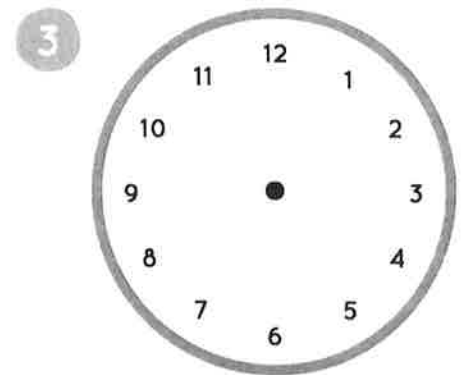
5 Clocks



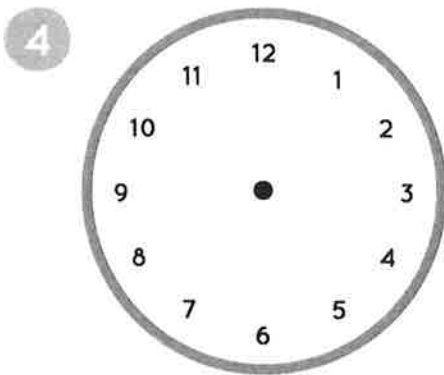
four fifty



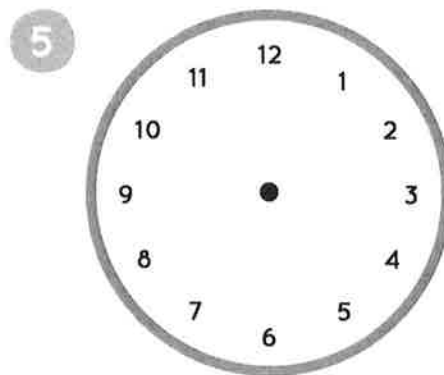
four thirty



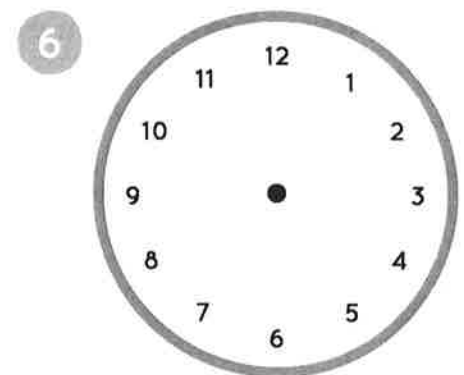
quarter after four



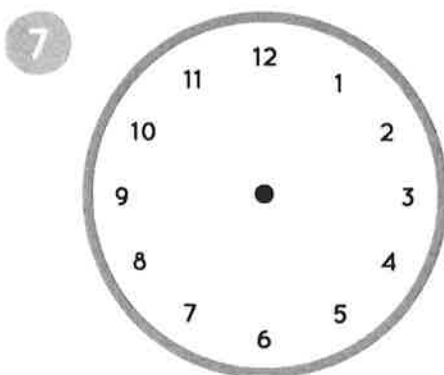
twenty to five



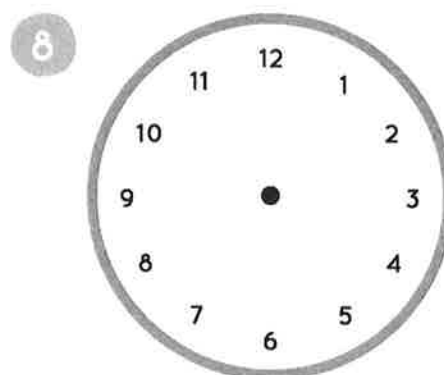
noon



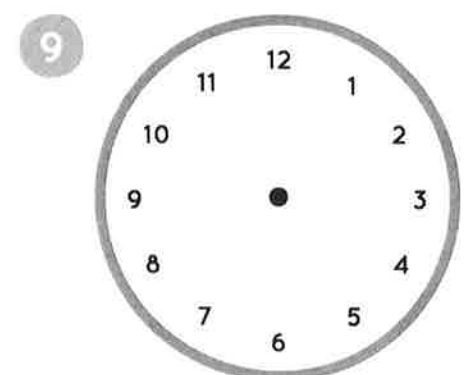
four oh five



quarter to five



four thirty-five



ten after four

Present Progressive (Continuous) Tense Verbs

 smiling	 frowning	 sharing	 sitting
 riding	 jumping	 delivering	 teaching
 playing	 asking	 sewing	 flying
 drawing	 finding	 falling	 skating
 pushing	 dragging	 building	 mixing
 standing	 cutting	 growing	 carrying
 stopping	 fixing	 sawing	 cooking

Present Progressive (Continuous) Tense Spelling Guide

Rule 1	When a verb ends in: A consonant + -e → Drop the -e and add -ing ride → riding
Rule 2	When a verb ends in: One Vowel + one consonant → Double the consonant and add -ing sit → sitting ***Exception: Do not double w, x, and y (mix → mixing)
Rule 3	When a verb ends in: Two Vowels + One Consonant → add -ing; Do Not Double the Consonant read → reading
Rule 4	When a verb ends in: Two Consonants → add -ing; Do Not Double the Consonants stand → standing



THE CONSONANTS ARE:

b, c, d, f, g, h, l, j,
k, l, m, n, p, q, r, s,
t, v, w, x, y, z

THE VOWELS ARE:

a, e, i, o, u



Review It: Present Progressive Tense

Name: _____ Date: _____

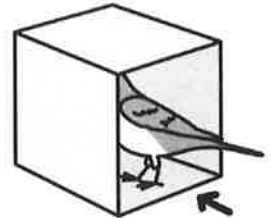
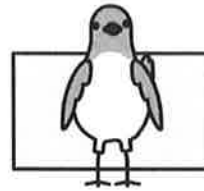


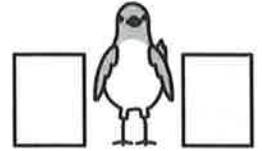



A. **Directions:** Write the -ing form of the verb.

- | | |
|------------------------|------------------|
| 1. push <u>pushing</u> | 6. fall _____ |
| 2. skate _____ | 7. deliver _____ |
| 3. sit _____ | 8. carry _____ |
| 4. smile _____ | 9. frown _____ |
| 5. cut _____ | 10. share _____ |

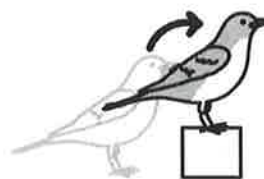




B. Directions: Complete the sentences with the words below. Use the present progressive affirmative tense. Use contractions and subject pronouns.

teach	jump	carry	sew	sew	find	cook	drag
------------------	------	-------	-----	-----	------	------	------

1. She 's teaching _____ a lesson.
2. Mrs. Vegas _____ breakfast for the children.
3. They _____ the broken computer.
4. I _____ a button on my shirt.
5. He _____ the baby to the car.
6. Miguel _____ a chair across the floor.
7. They _____ rope.
8. We _____ our lost phones.



flashcards.
Please print
single -
sided ♡
Thank you



above

across from

behind

between

down

in

in front of

into

near

next to / beside




on

out of

over

under

up



winter

spring

summer

fall / autumn

sun / sunny

clear

partly cloudy

clouds / cloudy

rain / rainy

snow / snowy

fog / foggy

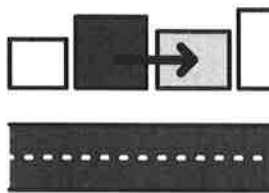
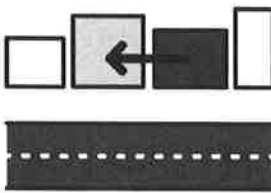
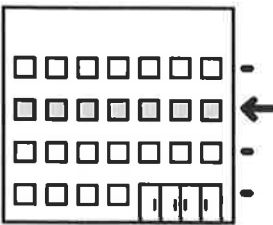

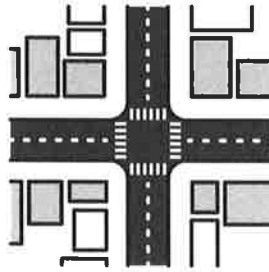
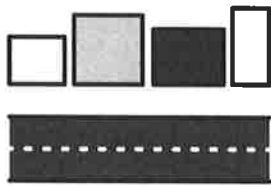
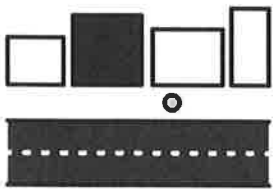
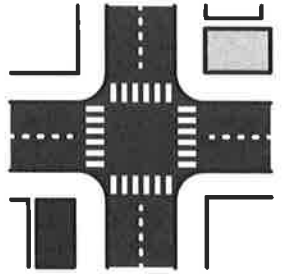
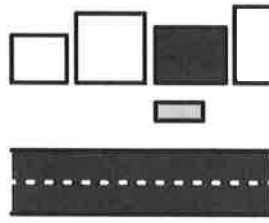
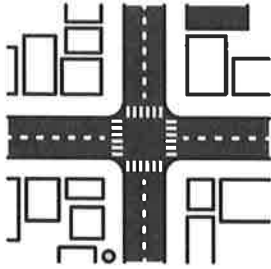

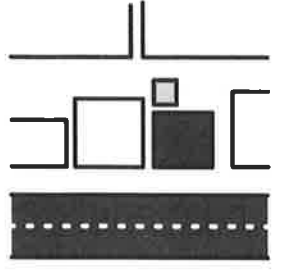
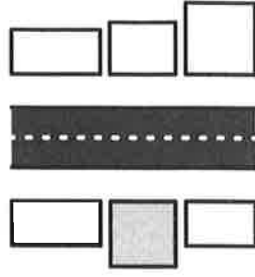
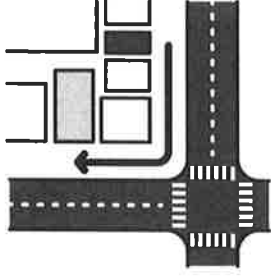
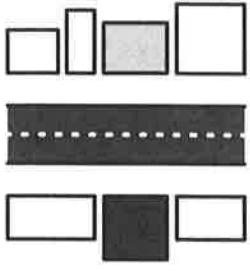
wind / windy

rainbow

thunderstorm /
stormy

ice / icy

frost / frosty



across from

**around the corner
from**

at 123 Main Street

behind

between

far from

in front of

kitty-corner to

near

next to / beside

on Main Street

on the corner of

on the third floor

to the left of